

## PRODUCT FEATURES

THIS PRODUCT IS ACCORDING TO THE IEC60598-2-22 NORM OF FIRE EMERGENCY LUMINARIES, IT HAS A NICE APPEARANCE, EASY INSTALLATION AND MAINTENANCE, ENERGY CONSUMPTION AND LONG SERVICE LIFE ETC. MAINLY USED AT THE AIRPORT, STATION, WHARF, CINEMAS, THEATERS, SHOPPING MALLS, OFFICE BUILDINGS AND BASEMENT ETC. PLACES. AS FOR SAFETY EXIT SIGN PURPOSE, WHEN MAIN POWER FAILURES OR TROUBLES, IT CAN BE USED FOR DISPERSING PEOPLE OR FIRE OPERATION.

## TECHNICAL PARAMETERS

INPUT VOLTAGE: AC220-240V 50-60Hz

RATED POWER: 1W

LED: 5PCS 1500MCD

DURATION TIME: 5 HOURS

RECHARGING TIME: LESS THAN 24 HOURS

BATTERY SPECIFICATION: 3.6 V / 500mAh NI-Cad

OPERATION ENVIRONMENT: TEMPERATURE - 5 °C ~ 40 °C ,

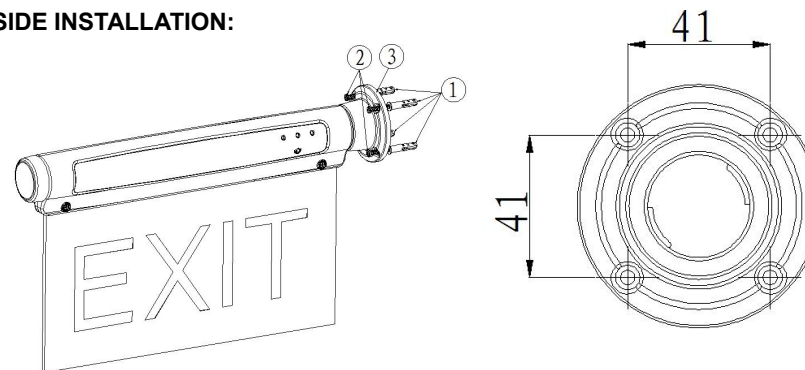
HUMIDITY < 85% RH

## HOW TO USE:

1. PLEASE READ THE INSTRUCTION MANUAL BEFORE OPERATING THE LAMP.
2. MAKE SURE THE ELECTRIC RATING OF YOUR HOME POWER SUPPLY BEFORE PLUGGING IN.
3. BEFORE INITIAL USE, IT SHOULD BE RECHARGED BY 24 HOURS TO PROLONG THE BATTERY'S SERVICE LIFE.
4. CONNECT THE EXTENDED CORD TO MAIN POWER SUPPLY, THE CHARGING INDICATOR LAMP WILL LIGHT ON TO SHOW IT IS IN CHARGING, AFTER FULLY CHARGED, THE CHARGING INDICATOR TURNS OFF.

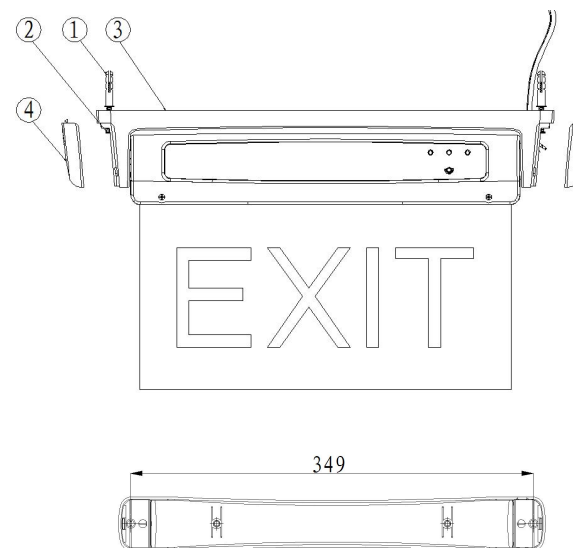
## METHOD OF INSTALLATION:

### 1) SIDE INSTALLATION:




① EXPANSION BOLT ②  $\varnothing 3.5 \times 35$ mm SCREW ③ FIXED ROUND BOARD

### 2) CEILING INSTALLATION:



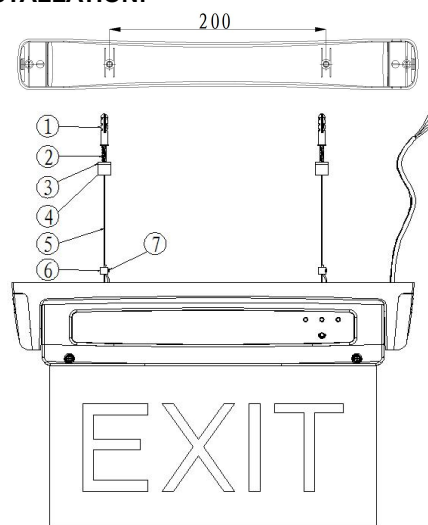
① EXPANSION BOLT ②  $\varnothing 3.5 \times 35$ mm SCREW ③ HOLDER ④ SIDE COVER

### 3) WALL INSTALLATION:



① EXPANSION BOLT ②  $\varnothing 3.5 \times 35$ mm SCREW ③ HOLDER ④ SIDE COVER

### 4) HANG INSTALLATION:



① EXPANSION BOLT ②  $\varnothing 3.5 \times 35$ mm SCREW ③ CEILING FIXED SHAFT  
④ TAPPING SCREW ⑤ CHAIN SLING ⑥ CABLE CLIP ⑦ TAPPING SCREW

### MAINTENANCE:

USE A SMALL COTTON SWAB WITH CLEANING ALCOHOL TO CLEAN THE UNIT, NEVER USE STRONG OR VOLATILE CHEMICALS TO CLEAN THE UNIT AS IT WILL DAMAGE THE PLASTIC PARTS.

# INSTRUCTION MANUAL

## EXIT SIGN

ITEM NO.: 2912

